

# Early Childhood Education and Care Statewide Townhall

*Supports for the early childhood infrastructure to build back better*

*September 30, 2021*

*Presented by*



# Agenda

1. Introductions & Housekeeping
2. Welcome – Secretary Grace Hou
3. Building Transparency
  - Review of CCRG; investment & impact
  - Review of other early childhood investment through COVID-19 funds
4. Looking Ahead
  1. Futures supports through ARPA
  2. Congressional Action possibilities
  3. Timelines
5. Wrap-up

# Goals

1. Introduce the Early Childhood Transformation Team goals and priorities
2. Transparency on the state's investments with COVID-19 funding
3. Share data and impact on CCRG investments on the ECEC Field
4. Look Ahead and future supports and possibilities



# Good News...*and* we know more is still needed to 'build back better'.

"The CCRG Funding has enabled us to remain open. Without this funding, we will have to raise the rates for our private paying families a substantial amount to offset the fact that we have so many vacancies and a closed classroom. Additionally, we may need to reduce our hours of operation in order to be able to keep enough staff on site without being able to combine children in classrooms."

"The CCRG Program has been a great asset to the early childhood setting and has been a major factor in [Child Care Center] being able to remain operable. It is with high hopes that the program has enough financial support to continue into the 2021 year."

"The grant is the only thing that allowed our center to re-open and stay open this past year. We've been here 25 years and would have had to close permanently without the grant."

Of the 2,001 licensed centers that were open in Feb. 2020 and received CCRG in 2020, 98% are still open.

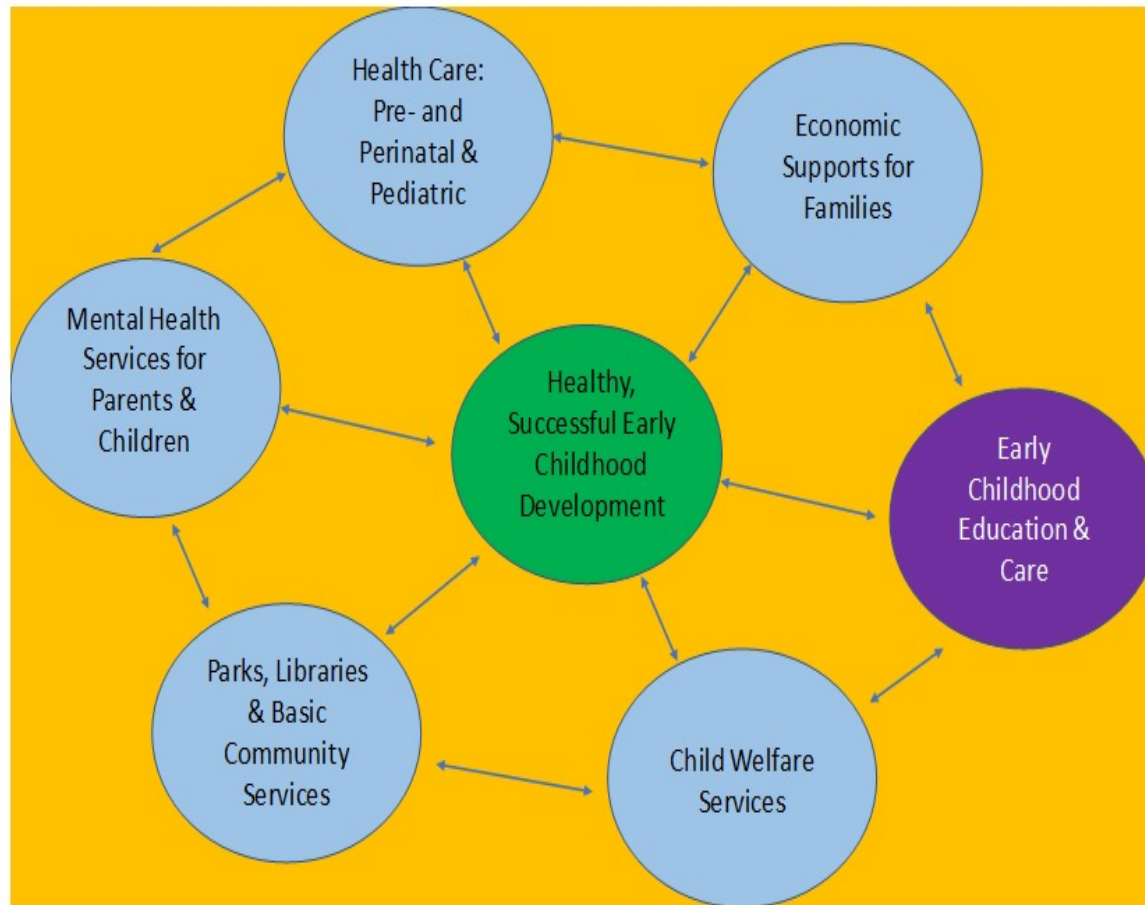
Just 1.7% permanently closed (34 programs) and 0.15% (3 programs) are temporarily closed.

# Recap of the Governor's Announcement

- 3 months of CCAP eligibility for parents/guardians engaged in job search
  - Must meet all other CCAP eligibility requirements
  - Parents who obtain an eligible activity within 3 months will be eligible for the full 12 month eligibility period
  - Families can find information at [illinoiscaresforkids.org](http://illinoiscaresforkids.org) or their local CCRR
- Child Care Workforce Bonuses
  - Available to all staff in programs eligible for Child Care Restoration Grants
  - Bonuses will be approximately \$1,000 per staff member
  - Employers will apply through Gateways Directors Portal
  - Rolling applications from October 2021 – March 2022
- Continued Child Care Restoration Grants through December 2021
  - Awards are structured to taper (decrease) with each funding round
  - July-September 2021 = 60% of the 2020 award amount
  - October – December 2021 = 40% of the 2020 award amount
- Stabilization Grants in 2022
  - More information and application are coming soon

For more information about the 2021 grants and upcoming announcements – go to [www.ilgateways.com/financial-opportunities/restoration-grants](http://www.ilgateways.com/financial-opportunities/restoration-grants)

# The Early Childhood Transformation Team is charting the next chapter for ECEC in Illinois.



Like the Funding Commission, the ECTT is focusing on the Early Childhood Education & Care (ECEC) system, as one critical component of a comprehensive EC system.

*ECEC includes:*

- Home visiting
- Early learning and care
- Infrastructure for these services

**Our Transformation Priority** is to provide equitable access to high-quality early childhood education and care services for all children from birth to age five in Illinois.



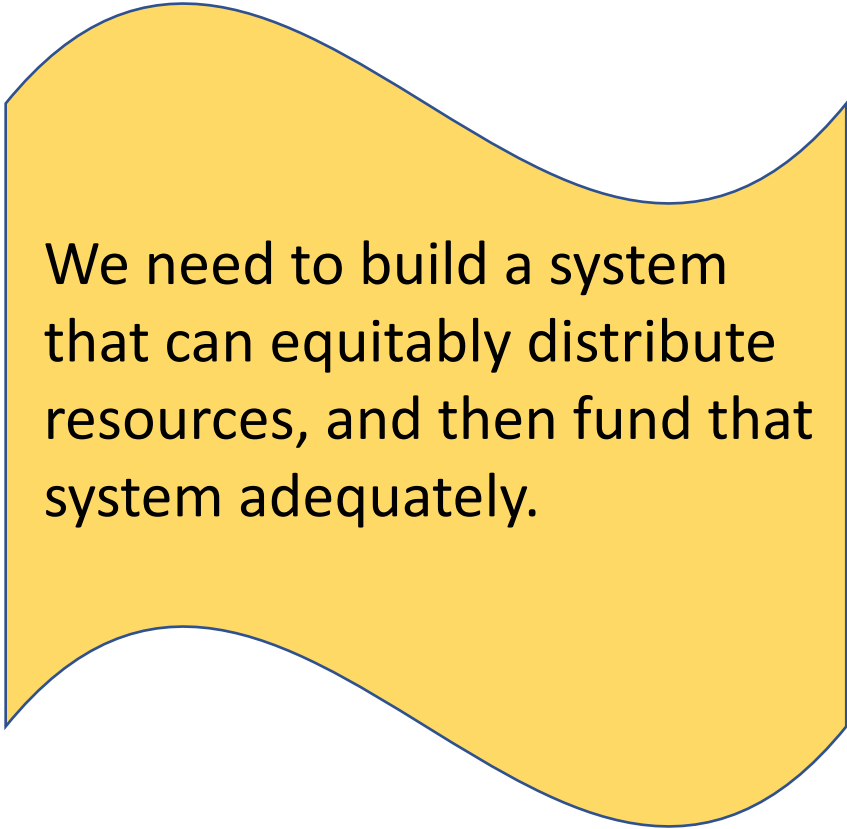
**Governor Pritzker's Goal:**

Make Illinois the best state in which to raise a young family, with the nation's best early childhood education and care.

# Our Priority Requires Transformation

Our current approach to funding ECEC programs is not producing equitable access to services.

The federal landscape is changing with the potential of the American Families Plan - and we have to prepare our system for transformative change directed *and funded* by Congress.



We need to build a system that can equitably distribute resources, and then fund that system adequately.

Equity  
Equity  
Equity  
Equity  
Equity

## Equity in the inputs

Parent, provider and community voice in  
developing the policies and programs

## Equity in the outcomes

Eliminating gaps in kindergarten  
readiness

# Our Commitment—Our Strategies

<b>Ensure</b>	<b>ECEC policy is influenced by community voice and data</b>
<b>Build</b>	<b>a structure for equitable allocation of current and anticipated ECEC funding</b>
<b>Redesign</b>	<b>our funding streams so they are stable, predictable, and consistent for providers</b>

1. Create local and regional community systems
2. Compile and analyze racial, social, and geographic data on funding and high-quality access, providing information the state has never had for its funding policy decision-making
3. Use this new data to ensure equitable distribution of existing and new funding, including federal relief dollars, child care rates, early childhood block grants
4. Devise strategies for more timely, predictable funding for providers
5. Structure provider contracts to tie quality standards to funding allocation
6. Devise approaches to a centralized/coordinated funding allocation method for education and care services
7. Advise on the coordination of interagency operations and authorities as funding allocation and distribution becomes more centralized
8. Work with our partners to design COVID-19 supports and strategies through all the phases of the pandemic.

# Relief to child care providers during the COVID-19 Pandemic

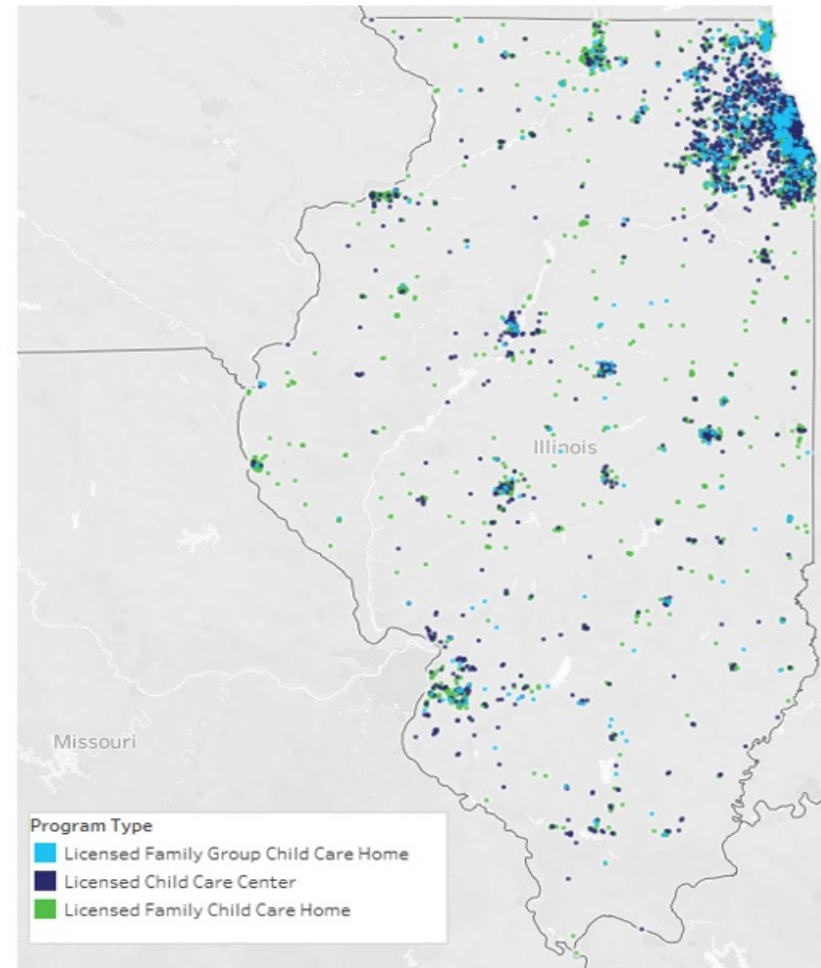
FUNDS, SOURCE	PROGRAM	DESCRIPTION
\$290 M CARES Act	Child Care Restoration Grants: 2020 JUL – DEC 20	<a href="#">Grants</a> to support licensed providers during the pandemic to cover expenses due to lost tuition/revenue and increased costs of operation during COVID-19
\$272 M CRRSA and ARP Act	Child Care Restoration Grants: 2021 Round 1 & 2 JAN – JUN 21	
\$163 M ARP Act	Child Care Restoration Grants: Round 3 and 4 JUL – DEC 21	
\$100 M ARP Act	Child Care Workforce Bonus Program OCT 21 – MARCH 22	<a href="#">Grants</a> for programs to provide bonuses of up to \$1,000 to staff
\$300 M ARP Act	Child Care Stabilization Program 2022	Upcoming program to support child care providers with predictable funding to cover increased wages and other operational costs
<b>\$1.1 B</b>	<b>TOTAL FEDERAL DOLLARS IN DIRECT RELIEF</b>	

# Federal Supports for Child Care: 2020

## By the Numbers

Number of Programs Receiving Awards	4,989
Licensed Capacity	228,748
Average Monthly Award Amount	\$11,115
Average Total 2020 Award	\$58,128
Total Funds Awarded in 2020	\$290 million

Map of Grant Recipients



# Federal Supports for Child Care: 2021

## Child Care Restoration Grants (CCRG) 2021

Grant Period  
Grant Period 1

County  
All

Sites Receiving  
Grants

5,561

Funding  
Awarded

\$138.86M

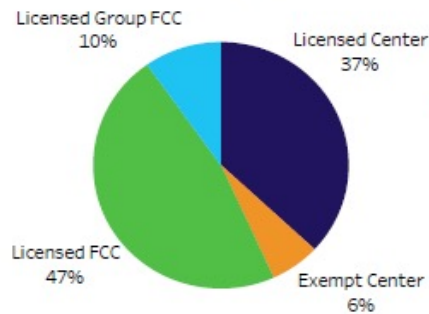
Counties  
Represented

95

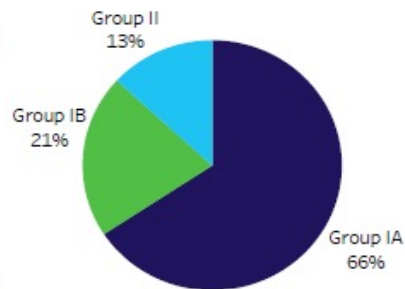
Ineligible  
Applications

90

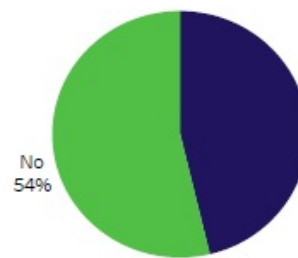
Program Type



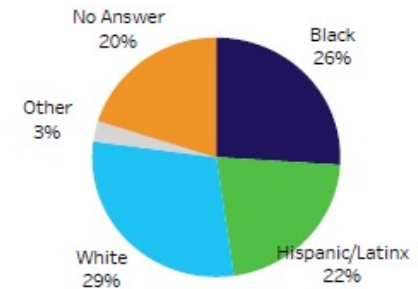
County Group



DIA Status



Director Race/Ethnicity



**Number of Programs**

5,561

**Licensed Capacity**

265,138

**Total Payments**

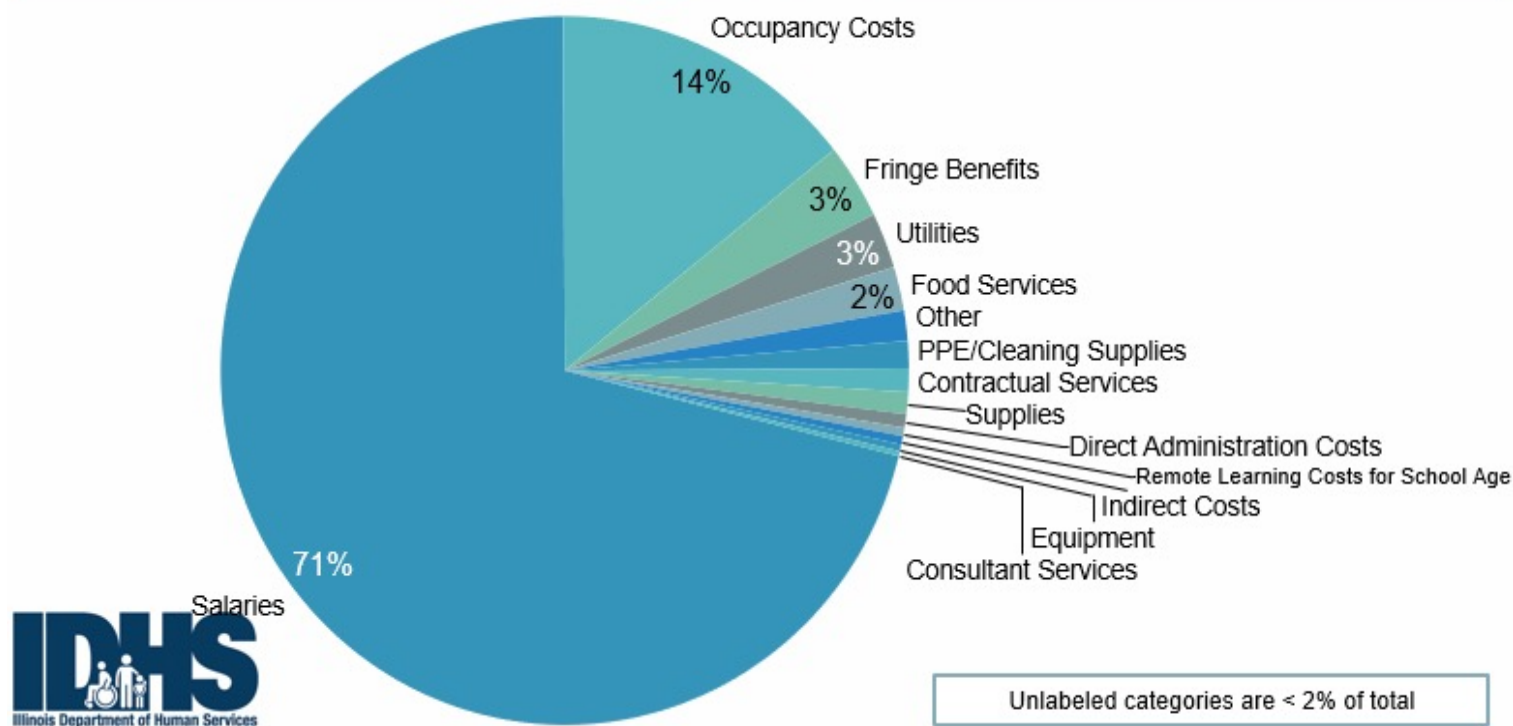
\$138.8 million

# Federal Funds for Child Care Relief: 2021

- Illinois received approximately \$1.6 BILLION from ARPA to invest in our Child Care Infrastructure
- CRRSA: \$331 Million in broad child care relief
- ARPA child care funds are across three buckets:
  - **\$496M in CCDF Discretionary funds**, targeted toward increasing and maintaining access to child care subsidies
  - **\$796M in Child Care Stabilization Grant** fund, which requires states to distribute funds to:
    - stabilize existing licensed and license-exempt child care programs
      - Programs must be open and available to provide services or who are temporarily closed due to COVID-19
    - The program allows states to develop applications and requirements for stabilization programs
    - A portion of funds can also be used for administration, supply-building, and technical assistance
  - **\$19.9M in CCDF Mandatory** funds

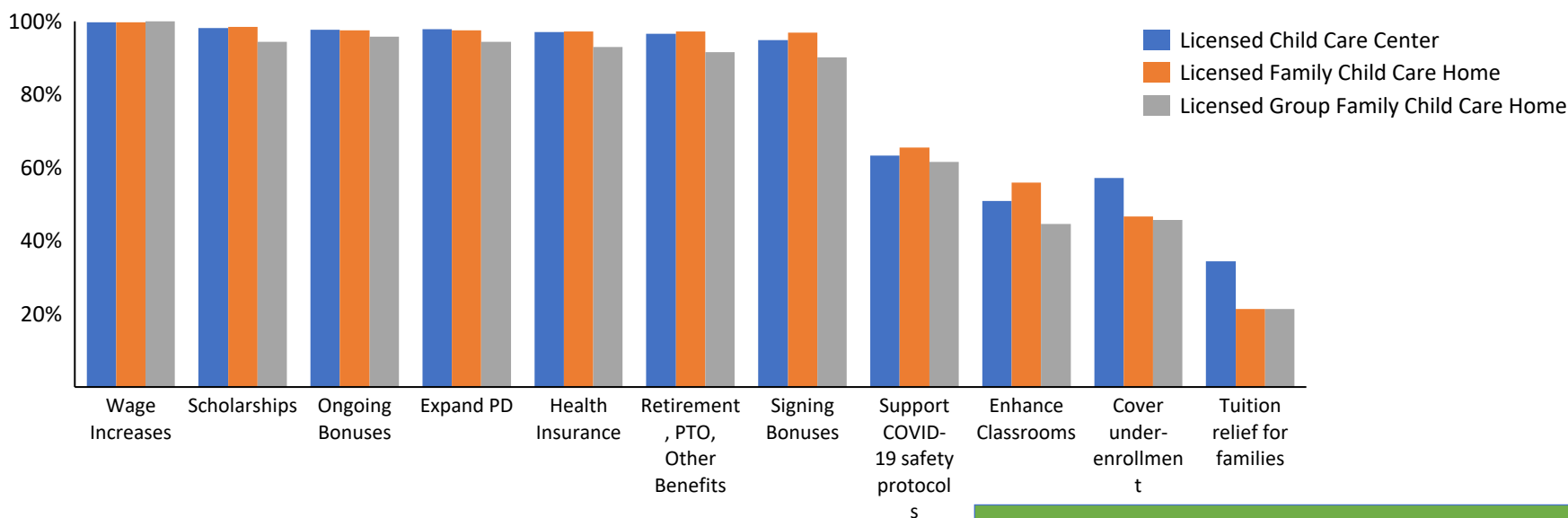
# What we have Learned through CCRG

Of the 5,561 grantees who received over \$138M in **Child Care Recovery Grants in Round 1 2021**, the majority spent funding on **salaries** (\$92.5M) and **occupancy costs** (\$18.7M)



# More of What We Have Learned so Far

**Preliminary results** from IDHS/INCCRRA survey on future needs to stabilize child care show **supports for staff** to be the highest area of need according to program administrators from all types of licensed programs across the state



This data aligns with some of the NAEYC findings from their July 21 analysis found [here](#). 76% of their respondents say they would accept a temporary compensation increase, though 32% worried about effect on public benefits.

# Building on What We Have Learned: \$300 million in 2022 stabilization grants

Support stability in child care with predictable funding that can better cover workforce and other operational costs.

ELIGIBILITY	Licensed child care centers and homes serving a minimum threshold of children in the Child Care Assistance Program
STRUCTURE	Provide 15-18 months of funds paid to programs quarterly in advance and allowed for certain purposes
ALLOWABLE EXPENSES	<ul style="list-style-type: none"><li>• 50% of funds must be spent on investments in the workforce, including: compensation increases, bonuses, professional development, benefits, recruitment and retention, mental health care, etc.</li><li>• Enhancements to the learning environment</li><li>• Tuition relief for families</li><li>• All other ARPA Stabilization Fund allowable uses</li></ul>



# The Next Phase of COVID-19 Relief: 2022 Stabilization Funds

**WAGE INCREASES**,  
such as raises to hourly  
wages, salaries, or  
ongoing bonuses

**INCREASES TO  
BENEFITS**, such as  
reducing premiums for  
insurance, making  
retirement contributions,  
mental health supports

**SUPPORT FOR  
PROFESSIONAL  
DEVELOPMENT**, like  
scholarships, paid time  
for PD, new offerings for  
staff

**COVID-19-specific  
SUPPORTS**, such as  
time off to get booster  
shots or vaccines,  
transportation to  
vaccines

**RECRUITING STAFF**,  
e.g., to attract new  
workers and strengthen  
the diversity of programs

**ADDING STAFF OR  
CONSULTANTS FOR  
KEY FUNCTIONS**, like  
mental health  
consultants or back-end  
admin support

# Additional ECE Investments: **Early Intervention**

**Federal COVID-19 Part C American Rescue Plan Act Funding:**

**\$7, 492,617**

**Timeline: May 2021 – September 2023**

## **Planned Priorities**

- **Technology**
- **Infrastructure**
- **Recruitment/Retention of High-Quality Staff**
- **Public Awareness to [re] enroll children**

# Additional ECE Investments: MIECHV

## **Maternal Infant Early Childhood Home Visiting (MIECHV)**

- \$40 million distributed across all 56 grantees nationwide
- \$1,144,428 = Illinois allocation based on formula
- Timeline: May 2021 – September 2023
- 61% of funds will go directly to MIECHV eligible providers
- Seven priority areas identified by HRSA – our federal funder

# Seven Federal Priority Funding Categories for MIECHV

- ❖ Service delivery.
- ❖ Hazard pay or other staff costs.
- ❖ Home visitor training on conducting virtual visits, emergency preparedness,, improving family outcomes in MIECHV benchmark areas, & more.
- ❖ Technology to support virtual home visiting.
- ❖ Prepaid grocery cards.
- ❖ Emergency supplies, inc. diapers, infant formula, face masks, food, water, soap, hand sanitizer.
- ❖ Diaper bank coordination to provide enrolled families with emergency or through reimbursement to, or purchase from, diaper banks.



# ISBE Investments in children Birth - 5

## GEER II Early Childhood Investment- \$23,167,906

Infant/Early Childhood Mental Health Consultation	\$4,053,232
Regional & Community Systems	\$9,896,114
Enrollment “campaign” for early childhood	\$3,718,619
“Jumpstart” to K/PreK grants	\$5,000,000
Technology supports for Early Intervention telehealth	\$499,942

Over 90% of the funding that ISBE received in CRSSA and ARPA was passed through to local school districts.

# Early childhood was included in ISBE's investments in Learning Renewal

## State Initiative Funding

State initiative	Programs	GEER I	GEER II	ESSER II	ESSER III	Program Total	Initiative Totals
SEL K-12	Community Partnership grants			\$50M	\$56M	\$106M	\$136.55M
	Lurie's Reach Pilot			\$11.5M \$6M		\$17.5M	
	ISBE Student Care Dept	\$2.5M		\$2M		\$4.5M	
SEL Higher Ed	Grants to IHEs		\$4.55M ICCB \$4.5M IBHE			\$9.05M	
Interim Assessment	Assessment for 50% of IL students			\$6.8M		\$6.8M	\$6.8M
Transitions-- K/1	Jumpstart program		\$5M	\$7.5		\$12.5M	\$21.5M
Transitions-- Postsecondary	ISACorps Extension		\$1.5M			\$1.5M	
	OneGoal			\$7.5M		\$7.5M	
High-Impact Tutoring	Illinois Tutoring Initiative			\$25M	\$12M	\$37M	\$59.5M
	Tutoring for non-public schools		\$22.5M (EANS)			\$22.5M	
ALL							\$224.35M

# Wrapping – Up... *until next time*

- We want to remind you that this audio and power point presentation will be available at [Child Care Restoration Grants - Gateways to Opportunity \(ilgateways.com\)](http://ilgateways.com) by early next week.
- INCCRRA continues to update the information and resources available on the website, including provider bonuses. Continue to check their site for important updates and information about future supports
- Remember to update your Gateways Registry program information to ensure we have the most up-to-date information as we finalize the provider bonus program.

# Thank You!

The work of the ECTT is made possible by grant number 90TP0057. Its contents are solely the responsibility of the authors and do not necessarily represent the official view of the United States Department of Health and Human Services, Administration for Children and Families.

