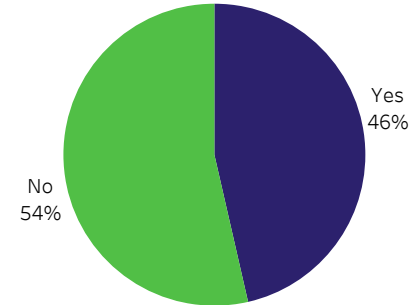
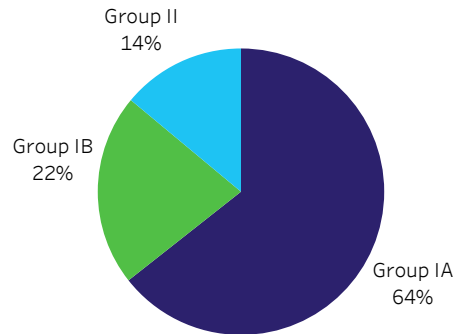
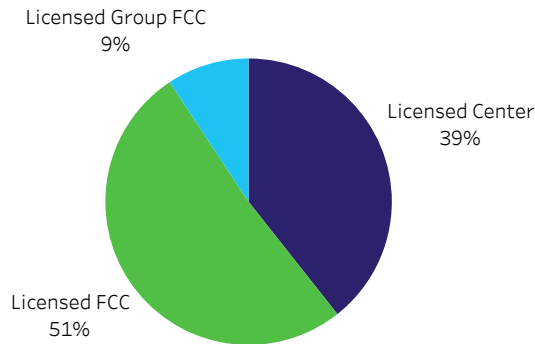


Child Care Workforce Bonus (CCWB)

Select the County:
Statewide

Sites Receiving Bonus 5,817	Funding Awarded \$51.59M	Counties Represented 101
Program Type	County Group	DIA Status



Average and Range of Payments

	Avg. Pmt	Min. Pmt	Max. Pmt	Total Payment
Licensed Center	\$19,818.45	\$1,320.00	\$150,480.00	\$45,384,240.00
Licensed FCC	\$1,572.05	\$1,000.00	\$2,200.00	\$4,695,700.00
Licensed Group FCC	\$2,788.33	\$1,100.00	\$3,300.00	\$1,505,700.00

Note: If a specific County is selected, the dollar amounts represent only the payments for that specific county. If "Statewide" is selected, the dollar amount represent the total of payments for all the counties.