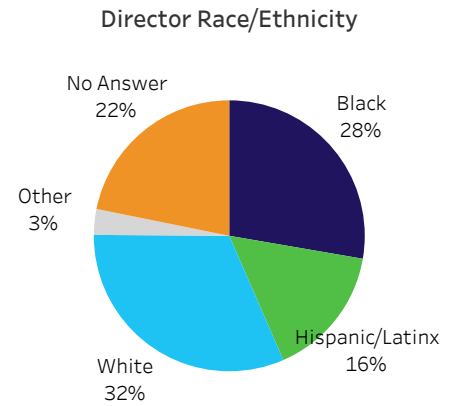
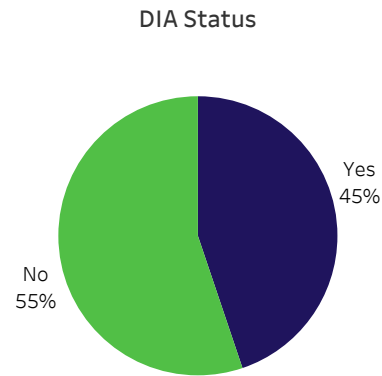
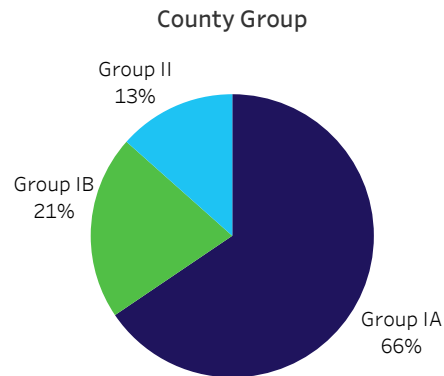
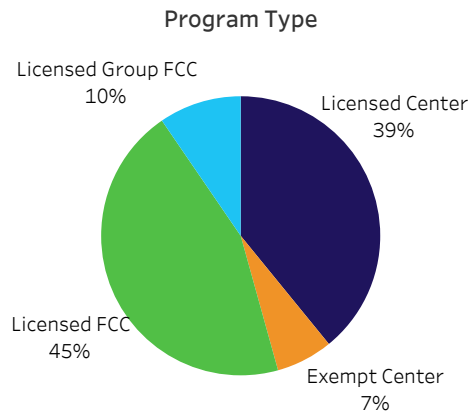


Child Care Restoration Grants (CCRG) 2021

Select the Grant Round:
Grant Period 2

Sites Receiving Grants 4,713	Funding Awarded \$129.31M	Counties Represented 94	Ineligible Applications
---	--	--	--------------------------------



Expenditures

Category	
Salaries	\$95.3M
Occupancy Costs	\$15.4M
Fringe Benefits	\$3.5M
Utilities	\$2.4M
Food Services	\$2.2M
PPE/Cleaning Supplies & Testing	\$1.4M
Other/Miscellaneous	\$1.4M
Contractual Services	\$1.3M
Supplies (Consumables)	\$1.2M
Equipment	\$0.7M
Direct Administrative Costs	\$0.6M
Indirect Costs	\$0.5M
Consultant Services	\$0.3M
Remote Learning Costs for School Age Care	\$0.3M

Average and Range of Payments

Program Type	Average Payment	Minimum Payment	Maximum Payment
Licensed Center	\$61,069.99	\$5,227.00	\$342,576.00
Exempt Center	\$35,374.16	\$907.17	\$66,000.00
Licensed FCC	\$2,221.21	\$2,100.00	\$2,658.00
Licensed Group FCC	\$2,871.13	\$2,700.00	\$3,417.00

CCRG 2021 Grantee Locations

Grant Period
Grant Period 2

