

Illinois ECE Prior Learning Assessment

About the Illinois ECE Prior Learning Assessment

Welcome to this opportunity for the early childhood workforce in Illinois! This is a virtual assessment where you demonstrate your competence as an early childhood educator. This assessment is not a pencil-paper type test. It is a virtual work-based simulation that requires you to demonstrate your competence at handling situations similar to those you likely face in your daily activities at work. You will be able to show off the knowledge, skills, abilities, and behaviors you have learned and refined through your Early Childhood workplace experiences.

Through this opportunity, you could earn up to 12 college credit hours, equivalent to an Illinois Gateways to Opportunity Level 2 credential. You may not earn the full 12 hours, but you could also earn a portion of those college-level credits, creating a pathway to the Gateways Level 2 credential. If this happens, you will not take coursework for the competencies that you demonstrated through the assessment, and only take coursework for the competencies that you need to develop.

Thank you for considering this exciting opportunity to show what you know!

Customized Environments and Avatars



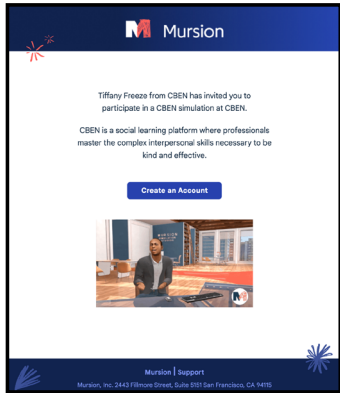
ECE Level 2 Domains:

- Human Growth and Development
- Health, Safety, and Well-Being
- Interactions, Relationships, and Environments
- Family and Community Relationships
- Personal and Professional Development

Illinois ECE Prior Learning Assessment

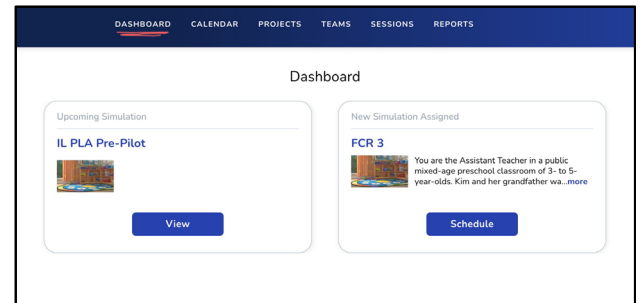
Scheduling

Option 1: When the Learner is scheduling the session



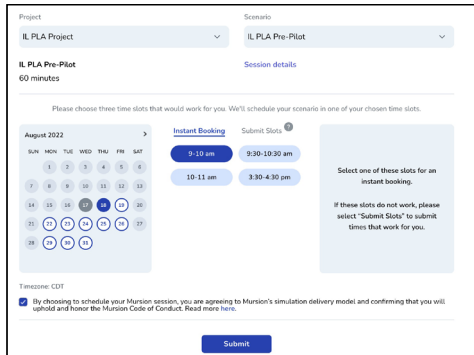
Look for an email from no-reply@mursion.com to register your account.

Click Create an Account. Read the User Agreement and Click Accept. Enter your account information. Click Save Changes. Note: Once your account is registered, you should always log in at portal.mursion.com. You can discard the registration email.




Click on the project that has been assigned to you under the Dashboard tab.

The project name is IL PLA Pre-Pilot.



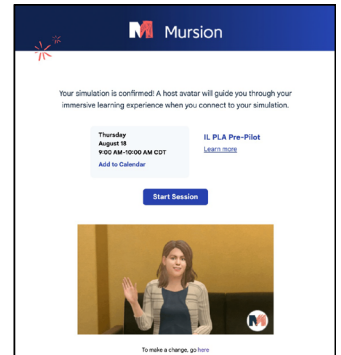
Select the date and time that works best and click the purple Submit button.

Note: The Submit button at the bottom of the screen will turn purple after you select the date and time. You must also confirm your time zone and check the box to confirm your agreement to Mursion's simulation delivery model and code of conduct.



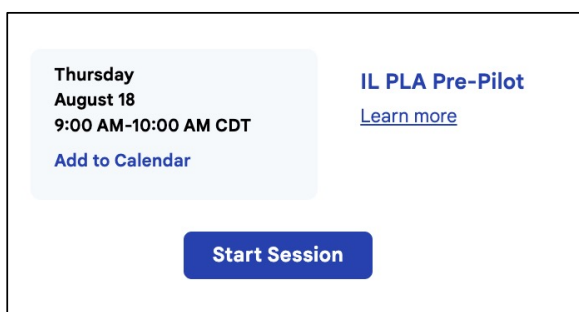
You will see the session on your calendar once it is scheduled.

Click on the session to review the scenario, view session resources, or cancel your session.



Look out for an email confirmation.

You will also receive a reminder for your session from this email address.



Attend Your Session

Three ways to access your session:

1. From your personal calendar:

The confirmation email contains a downloadable calendar invite.

2. Email:

Session confirmation email has a Star Session button.

3. Mursion Portal:

Click on the session in the [Mursion Portal](https://portal.mursion.com) calendar and click the Attend Session button.

Illinois ECE Prior Learning Assessment

Frequently Asked Questions

- [How do I register my account?](#)
- [When do registration links expire?](#)
- [How do I schedule a session?](#)
- [How do I cancel a session?](#)
- [How do I reschedule a session?](#)
- [Which browser should I use?](#)