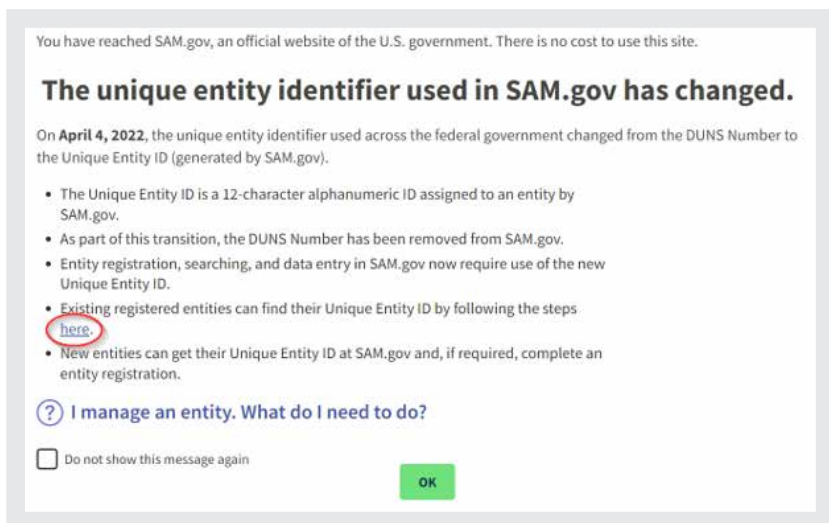


Cómo obtener un número de identificación de entidad única (UEI) de SAM.GOV

A partir del 4 de abril de 2022, el gobierno federal dejó de usar el número DUNS emitido por Dun & Bradstreet para verificar programas/entidades que reciben dólares federales. En lugar del número DUNS, los programas que reciben fondos federales deberán tener un número de identificación de entidad única (UEI) emitido por sam.gov.

Si ya había ingresado a sam.gov en el pasado y registró su nombre/dirección de correo electrónico, es probable que ya tenga un número UEI y tal vez no lo sepa. Para obtener su UEI, haga clic en el hipervínculo en la primera ventana emergente que aparezca cuando visite [SAM.gov | Inicio](#).



You have reached SAM.gov, an official website of the U.S. government. There is no cost to use this site.

The unique entity identifier used in SAM.gov has changed.

On **April 4, 2022**, the unique entity identifier used across the federal government changed from the DUNS Number to the Unique Entity ID (generated by SAM.gov).

- The Unique Entity ID is a 12-character alphanumeric ID assigned to an entity by SAM.gov.
- As part of this transition, the DUNS Number has been removed from SAM.gov.
- Entity registration, searching, and data entry in SAM.gov now require use of the new Unique Entity ID.
- Existing registered entities can find their Unique Entity ID by following the steps [here](#).
- New entities can get their Unique Entity ID at SAM.gov and, if required, complete an entity registration.

? I manage an entity. What do I need to do?

Do not show this message again OK

El sitio lo guiará paso a paso a través del proceso para **obtener su UEI**.

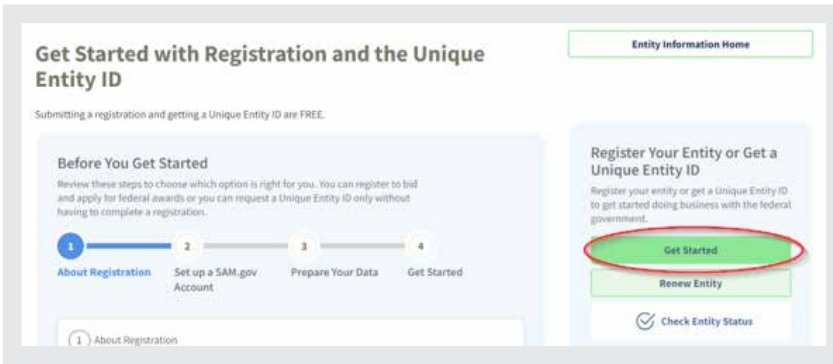
Para aquellos programas que no se han registrado aún en sam.gov, estos próximos pasos e imágenes les ayudarán a realizar el proceso.

Primero, cierre la ventana emergente. A continuación, debería ver la siguiente pantalla.



The screenshot shows the SAM.gov homepage. At the top left is the SAM.GOV logo. At the top right, it says "Official U.S. Government Website 100% Free". The main content area is divided into two columns. The left column is titled "The Official U.S. Government System for:" and lists several services: Contract Opportunities (see fts.gov), Contract Data (Reports ONLY from ftds.gov), Wage Determinations (see wtds.gov), and Federal Hierarchy (Departments and Subunits). The right column is titled "Register Your Entity or Get a Unique Entity ID" and includes the text "Register your entity or get a Unique Entity ID to get started doing business with the federal government." Below this text are three buttons: "Get Started" (highlighted in green), "Renew Entity", and "Check Entity Status".

Haga clic en el botón «Comenzar».

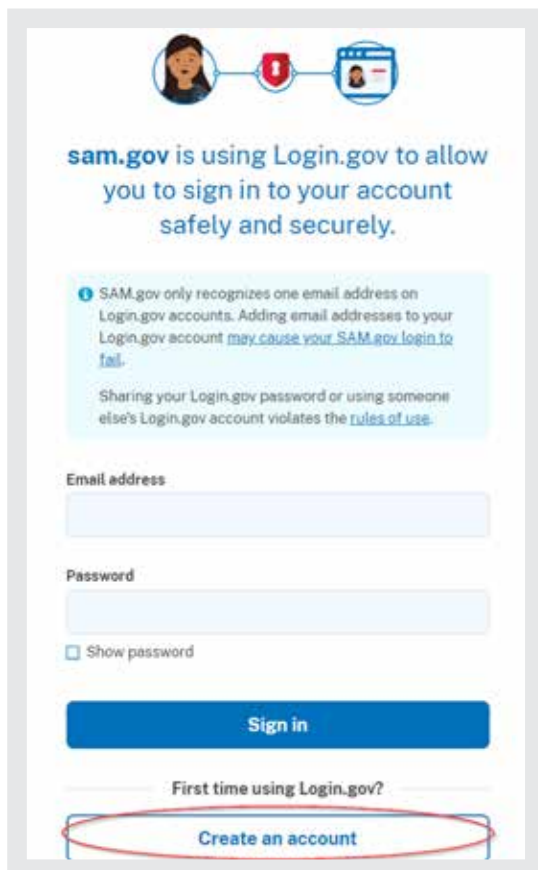


La solicitud de un número UEI es GRATIS. Solo necesita obtener una ID de entidad única. No es necesario llenar el registro completo.

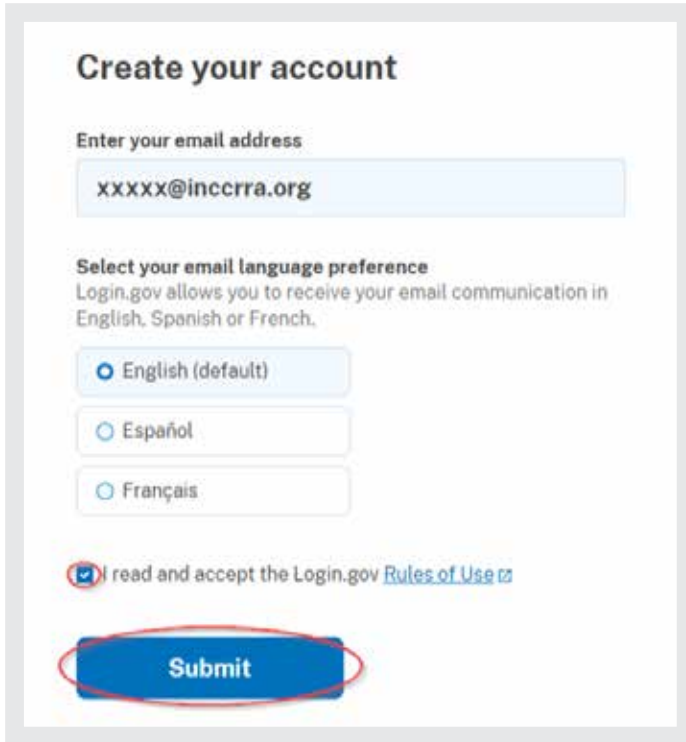
Haga de nuevo clic en el botón «Comenzar». Luego haga clic en «Aceptar».



A continuación, deberá «Crear una cuenta».



Ingrese su dirección de correo electrónico, seleccione el idioma elegido para ver las instrucciones y marque la casilla que confirme que ha leído y aceptado las «Reglas de uso». Luego haga clic en «Enviar».



Create your account

Enter your email address

xxxxx@inccrra.org

Select your email language preference
Login.gov allows you to receive your email communication in English, Spanish or French.

English (default)

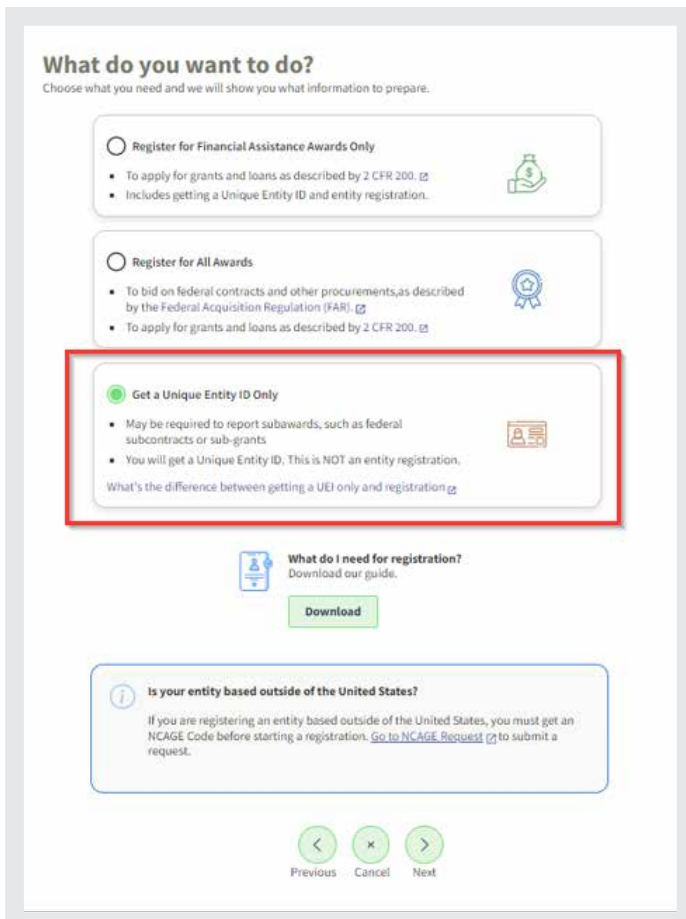
Español

Français

I read and accept the Login.gov [Rules of Use](#)


Submit

Seleccione «Obtener una ID de entidad única». Luego haga clic en «Siguiente».



What do you want to do?
Choose what you need and we will show you what information to prepare.


Register for Financial Assistance Awards Only

- To apply for grants and loans as described by 2 CFR 200. [↗](#)
- Includes getting a Unique Entity ID and entity registration. 


Register for All Awards

- To bid on federal contracts and other procurements, as described by the Federal Acquisition Regulation (FAR). [↗](#)
- To apply for grants and loans as described by 2 CFR 200. [↗](#)


Get a Unique Entity ID Only

- May be required to report subawards, such as federal subcontracts or sub-grants 
- You will get a Unique Entity ID. This is NOT an entity registration.

[What's the difference between getting a UEI only and registration](#) [↗](#)

 **What do I need for registration?**
Download our guide.

Download

 **Is your entity based outside of the United States?**

If you are registering an entity based outside of the United States, you must get an NCAGE Code before starting a registration. [Go to NCAGE Request](#) [↗](#) to submit a request.

Complete la información solicitada y haga clic en «Siguiente».

Enter Entity Information

Enter your current, correct legal business name and physical address, then select **Next**.

Legal Business Name
If you are acting on behalf of a limited partnership, LLC, or corporation, your legal business name is the name you registered with your state filing office.

Doing Business As (Optional)
Doing business as is the commonly used other name, such as a franchise, license name, or acronym.
Leave blank if not applicable.

Physical Address
Your physical address is the street address of the primary office or other building where your entity is located. It post office box may not be used as your physical address.

Country

Street Address 1

Street Address 2 (Optional)

ZIP Code

City

State / Territory

[Previous](#) [Cancel](#) [Next](#)

Haga clic en la casilla «Puedo aportar documentación oficial para validar mi entidad, si es necesario» y haga clic en «Siguiente». La Guía de descarga puede ayudarle con el proceso de solicitud.

You Are About to Validate Your Entity

What is validation? ⓘ


The information you provide here will be used throughout the federal government. Make sure that your information is current and correct.

Before you get started, make sure you can officially document your entity's:

- [Legal business name](#) ⓘ
- [Physical address](#) ⓘ (no P.O. boxes or virtual offices)
- [Start year](#) ⓘ
- [National Identifier](#) ⓘ (non-U.S. entities only)
- **Country or state of incorporation, if applicable**

Some entities may need to provide documentation to complete validation, which will take additional time to process.

I can provide **official documentation**, if necessary, to validate my entity.

 **Are you prepared for validation and registration?**

[Download Guide](#)

[Previous](#) [Cancel](#) [Next](#)

Después debería ver la siguiente pantalla (las entidades que se muestran se basan en datos para ayudarlo a crear esta hoja de instrucciones. Las que puede ver se basan en los datos que ingresó)

Elija una de las dos opciones y haga clic en «Siguiente».

Review Entity Information
Review the legal entity list and select whether or not you clearly recognize an entity as yours.

Select an Option

I recognize my entity in the legal entities list.
If some details are not correct, you can update them.

I don't recognize my entity in this list.
Select Next to continue.

LEGAL ENTITIES LIST WHERE DO THESE RESULTS COME FROM?

Showing Top Results

ILLINOIS NETWORK OF CHILD CARE RESOURCE AND REFERRAL AGENCIES 1226 TOWANDA AVE BLOOMINGTON, IL 61701-3424 USA	Corporate
IL NETWORK OF CHILD CARE RESO 1226 TOWANDA AVE BLOOMINGTON, IL 61701-3424 USA	Corporate Non profit organisations
JAMES DAY CARE 519 HIGH ST MARBLE HILL, MO 63764-8132 USA	Corporate

Previous Cancel Next

Se le solicitará que proporcione documentación que confirme la identidad de su programa. Adjunte los documentos correspondientes y haga clic en «Siguiente».

Marque la casilla para aceptar los términos y haga clic en «Siguiente».

Complete Your Profile
Congratulations! You have created a login.gov account that can be used to sign in to SAM.gov. You must also agree to our terms for accessing SAM.gov and complete your SAM.gov profile.

Terms of Service

- The login.gov account I created is associated with my own personal email address or an email address controlled by my entity.
- I am agreeing to these terms on my own behalf and I am not representing someone else nor agreeing to the terms on their behalf.
- I will not access SAM.gov with someone else's login.gov account, including someone else in my entity.
- I will not share my login.gov account password with anyone else for any reason, including other people in my entity.
- If I fail to follow these terms of service, my SAM.gov account may be disabled and I may lose access to my information in SAM.gov.

I agree to the SAM.gov User Access Terms and all Login.gov terms of service as a condition of accessing SAM.gov.

Next
Cancel


Con esto se debería completar el proceso. Puede tomar de 1 a 4 días para que se emita un número UEI.

Si tiene alguna dificultad o inquietud sobre el sitio web y la información que se solicita, comuníquese con el Servicio de atención al cliente del sitio web sam.gov. La información se encuentra a continuación.

Customer Service

Registration Status

Registration can take up to 10 business days to become active.

 [Check your registration statuses](#)

Federal Service Desk

For technical issues, you can search for your question or submit a web form anytime at the [Federal Service Desk](#).

Hours of Live Help Operation: Monday-Friday 8 a.m. to 8 p.m. ET

Available Services:

- Live Chat
- Call

Llamadas dentro de EE. UU.: 866-606-8220